

AVALON SUITE SHIP® • 361 FT.

Passengers: 128 | Crew Members: 37 | Length: 361 ft. | Decks: 4
Royal Suites: 2 (300 sq. ft.) | Panorama SuitesSM: 50 (200 sq. ft.) |
Deluxe Staterooms: 12 (172 sq. ft.)

AVALON IMAGERY II® (2016), AVALON TAPESTRY II® (2015), AVALON TRANQUILITY II® (2015),
AVALON POETRY II® (2014), AVALON ARTISTRY II® (2013), AVALON VISIONARY® (2012)

AVALON SHIP AMENITIES

- Complimentary Wi-Fi throughout the ship
- Interactive displays in the lobby. Your source for details on daily ports of call, dining, weather, and more!
- Sky Deck shade system & premium lounge chairs
- Sky Deck whirlpool
- Sky Deck game area
- Panorama Lounge with cozy seating, panoramic windows, and dance floor
- Club Lounge with 24-hour self-serve beverage station offering complimentary cappuccinos, lattes, hot chocolate, and a selection of teas; cookies available throughout the day
- Main dining room with large panoramic windows
- Observation Lounge
- Upscale bar serving premium spirits; fresh fruit available throughout the day
- The Adventure Center is your source for active gear, including bicycles, maps and more for active pursuits on ship and off
- Fitness center with state-of-the-art equipment
- Club Lounge library with books, cards & board games
- Elevator
- Non-smoking interior
- English-speaking TV channels with over 100 free movie options
- AvalonGo App for your mobile device. Find schedules, transfer details, daily itineraries, GPS, and dining and entertainment options for free time in each destination. Post photos and comments to share with social media friends via real time posts

ONBOARD DINING OFFERINGS & CHOICES

- Captain's welcome & farewell receptions with sparkling wine & canapés
- Daily choices of regional recipes, familiar favorites, and Avalon Fresh® vegetarian and healthy cuisine including fresh, local ingredients at every meal
- Daily full breakfast buffet with made-to-order egg station, hot and cold menu items, and complimentary sparkling wine & juices
- Choice of daily early-riser & late-riser continental breakfasts
- Daily lunch buffet with pasta & carving stations and complimentary beer, wine, and soft drinks
- Choice of alternative fare at the Sky Grill on the Sky Deck (weather permitting) or light lunch in the Panorama Lounge
- Enjoy our Panorama Bistro for a casual dinner option with a buffet of select dishes and beverages
- Daily Afternoon Tea featuring tea, coffee, sweet treats & sandwiches
- Daily four-course à la carte dinners in the main dining room with choice of appetizers, soups, salads, entrées, desserts or cheese, after-dinner premium coffees or tea, and complimentary wine (including from the region), beer, and soft drinks
- Complimentary room service available for Continental breakfast & beverages
- FlexDiningSM with flexible seating-times to better accommodate your schedule, and more options for menu items and venues, including our Main Dining Room, Panorama Bistro for a casual select buffet, Sky Grill for al fresco favorites, complimentary continental breakfast via room service, and made-to-order picnic lunch boxes for independent on-shore excursions

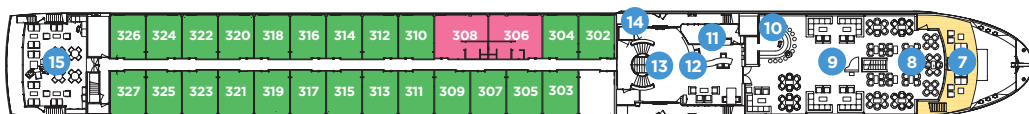
STATE ROOM / SUITE AMENITIES

- Comfort Collection BedsSM, featuring premium memory foam mattress toppers with special construction for increased air flow and ventilation and a choice of four firmness selections—from extra firm to pillow-top soft
- Egyptian super-combed cotton linens, blankets & European-style duvets
- Soft & firm pillows
- Choice of bed configuration—two twins or one queen or (Royal Suite only) one king
- Nightly turn-down service
- Bathrobes & slippers
- Bedside tables with reading lamps
- Large private bathroom featuring full shower with glass door, hairdryer & premium L'Occitane® bath products
- Spacious 3-door closets with shelves for ample storage
- Easy under-bed luggage storage
- Flatscreen satellite TV with movie channel & built-in alarm clock
- Writing desk/vanity with mirror & comfortable chair
- Complimentary Wi-Fi access
- Direct-dial telephone
- Well-stocked minibar
- USB Ports
- In-room safe
- Individual climate control
- Continental breakfast & beverage room service available
- 11' Wall-to-Wall Panoramic Window—50% wider than industry standard opens to create a large Open-Air BalconySM (Panorama & Royal Suites only)

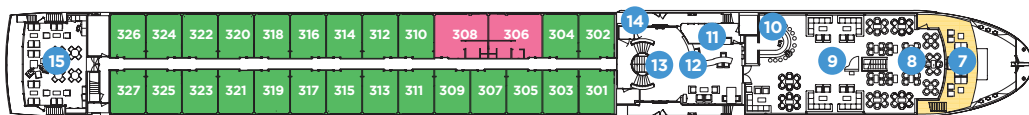


AVALON SUITE SHIPS® 361 FT. DECK PLANS


ROYAL DECK (POETRY II)



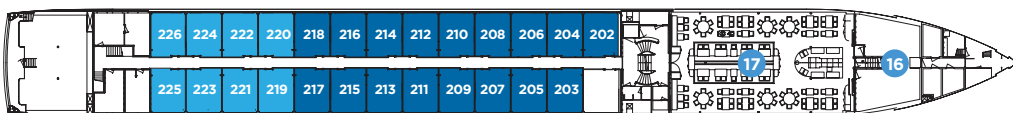
ROYAL DECK (IMAGERY II, TAPESTRY II, TRANQUILITY II, ARTISTRY II & VISIONARY)



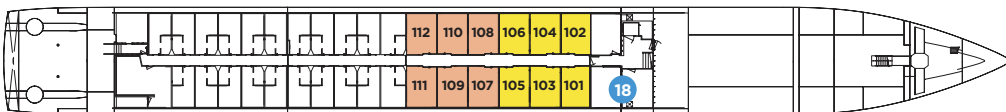
SAPPHIRE DECK (POETRY II)



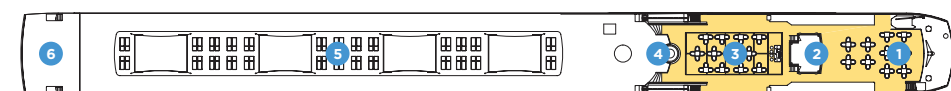
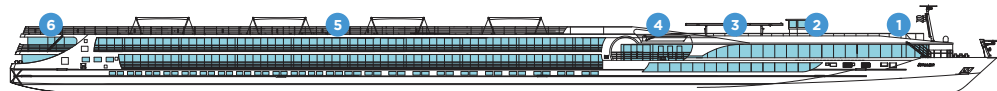
SAPPHIRE DECK (IMAGERY II, TAPESTRY II, TRANQUILITY II, ARTISTRY II & VISIONARY)



INDIGO DECK



SKY DECK



DECK PLAN

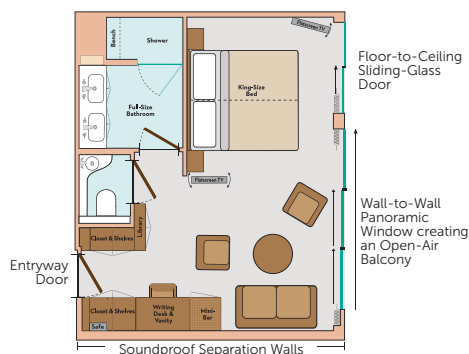
- 1 Sky Lounge
- 2 Navigation Bridge
- 3 Sky Grill
- 4 Whirlpool
- 5 Premium Lounge Chairs and Shade Awnings
- 6 Deck Game Area
- 7 Observation Lounge
- 8 Panorama Bistro
- 9 Panorama Lounge
- 10 Bar
- 11 Reception
- 12 Adventure Center
- 13 Lobby
- 14 Elevator
- 15 Club Lounge
- 16 Galley
- 17 Dining Room
- 18 Fitness Center

CATEGORIES

- Royal Suite** Royal Deck | Royal Suites
- Cat. P** Royal Deck | Panorama Suites
- Cat. A** Sapphire Deck Forward | Panorama Suites
- Cat. B** Sapphire Deck Aft | Panorama Suites
- Cat. D** Indigo Deck Aft | Deluxe Staterooms
- Cat. E** Indigo Deck Forward | Deluxe Staterooms

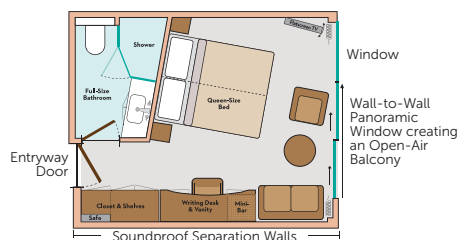
ROYAL SUITES

300 SQ. FT.
ROYAL DECK



PANORAMA SUITESSM

200 SQ. FT.
ROYAL & SAPPHIRE DECKS
Category B, A, P



DELUXE STATEROOMS

172 SQ. FT.
INDIGO DECK
Category D & E

